

TAJ MAHAL



TAJ MAHAL

PORCELÁNICO / PORCELAIN TILES

120x120 47¹¹/₁₆"x47¹¹/₁₆"

60x120 23⁵/₈"x47¹¹/₁₆"

60x60 23⁵/₈"x23⁵/₈"

30x60 11¹³/₁₆"x23⁵/₈"

119x119 46⁷/₈"x46⁷/₈"

59x119 23¹/₄"x46⁷/₈"

☰ Taj Mahal Natural 120x120 cm



TAJ MAHAL

PORCELÁNICO / PORCELAIN TILES

120x120 47¹¹/₁₆"x47¹¹/₁₆"
60x120 23⁵/₈"x47¹¹/₁₆"
60x60 23⁵/₈"x23⁵/₈"
30x60 11³/₁₆"x23⁵/₈"

119x119 46⁷/₈"x46⁷/₈"
59x119 23¹/₄"x46⁷/₈"

☰ Taj Mahal Natural 120x120 cm



TAJ MAHAL

PORCELÁNICO / PORCELAIN TILES

DISPONIBLE EN / AVAILABLE IN COVERLAM TOP

120x120 47^{11/16}"x47^{11/16}"

60x120 23^{5/8}"x47^{11/16}"

60x60 23^{5/8}"x23^{5/8}"


30x60 11^{3/16}"x23^{5/8}"

119x119 46^{7/8}"x46^{7/8}"


59x119 23^{1/4}"x46^{7/8}"




TAJ MAHAL




30x25 / 9^{7/8}"x11^{13/16}"
CEILÁN
NATURAL 08CE-70



30x30 / 11^{13/16}"x11^{13/16}"
OMAN
NATURAL 41TJ700



TAJ MAHAL 120x120



120x120 / 47^{11/16}"x47^{11/16}"
TAJ MAHAL
NATURAL 36TJ70R



60x120 / 23^{5/8}"x47^{11/16}"
TAJ MAHAL
NATURAL 44TJ79R



60x60 / 23^{5/8}"x23^{5/8}"
TAJ MAHAL
NATURAL 82TJ75R



30x60 / 11^{13/16}"x23^{5/8}"
TAJ MAHAL
NATURAL 46TJ72R

119x119 / 46^{7/8}"x46^{7/8}"
TAJ MAHAL
PULIDO 36TJ70P

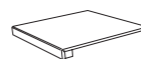
59x119 / 23^{1/4}"x46^{7/8}"
TAJ MAHAL
PULIDO 44TJ79P



RODAPIÉ
8x60



PELDAÑO
ESCUADRA ANG.
30x30
30x60
30x120



PELDAÑO
ESCUADRA
30x30
30x60
30x120



119x119
59x119



10 mm



NATURAL



MEDIO



≥3mm



CARACTERÍSTICAS TÉCNICAS TECHNICAL CHARACTERISTICS

| PORCELÁNICO PORCELAIN TILES | | | | | | | | | | | | | | | | |
|--------------------------------|-------------------|-------|----------------------|---------|---------|---|----|----|-----|----|---------|---|---|---------|---|---|
| TAJ MAHAL | TAJ MAHAL NATURAL | <0,3% | >45N/mm ² | Resiste | Resiste | 5 | GA | GA | GLA | IV | Resiste | - | - | Clase 1 | - | - |
| | TAJ MAHAL PULIDO | <0,3% | >45N/mm ² | Resiste | Resiste | 5 | GA | GA | GLA | IV | Resiste | - | - | Clase 0 | - | - |

PACKING LIST PACKAGING SPECIFICATIONS

PORCELÁNICO
PORCELAIN TILES / GRÈS CERÀME / FEINSTEINZEUG

| MEDIDAS | Nº PZAS/CAJA | M ² /CAJA | Kg/CAJA | CAJAS/PALLET | M ² /PALLET | Kg/PALLET |
|---------------------|--------------|----------------------|---------|--------------|------------------------|-----------|
| 30x30 PORCELÁNICO | 9 | 0,81 | 18,45 | 48 | 38,88 | 885,60 |
| 30x60 PORCELÁNICO | 6 | 1,08 | 25,25 | 40 | 43,20 | 1.010,00 |
| 60x60 PORCELÁNICO | 4 | 1,44 | 33,50 | 32 | 46,08 | 1.072,00 |
| 80x80 PORCELÁNICO | 2 | 1,28 | 30,80 | 44 | 56,32 | 1.355,20 |
| 59x119 PORCELÁNICO | 2 | 1,40 | 34,20 | 27 | 37,80 | 972,00 |
| 60x120 PORCELÁNICO | 2 | 1,44 | 34,50 | 30 | 43,20 | 1.035,00 |
| 119x119 PORCELÁNICO | 1 | 1,42 | 36,00 | 38 | 53,96 | 1.368,00 |
| 120x120 PORCELÁNICO | 1 | 1,44 | 36,50 | 38 | 54,72 | 1.387,00 |

SIMBOLOGÍA SYMBOLS

| | | | | |
|---|---|---|------------------------------|---|
| antideslizante anti-slip | brillo glossy | mate matt | rectificado rectified | no rectificado non-rectified |
| destonificado alto shade variation: high | destonificado medio shade variation: medium | destonificado suave shade variation: low | NORMA DIN 51097 | NORMA DIN 51130 UNE-ENV 12633/2003 |
| relieve relief | liso smooth | espesor thickness | 3DTechnology | |
| junta mínima recomendada minimum width of tile joint | recomendable no colocar trabado a mitad de pieza not to be laid with staggered tile joints | pieza especial special tile pieces | mallado mesh-mounted | |





Showroom & Warehouse: 2303 E-Interstate 30. Grand Prairie, TX 75050



Headquarter & Showroom: 7300 Riverside Dr. Irving, TX 75039



Showroom & Warehouse: 13 Prestige Cir. Allen, TX 75002